
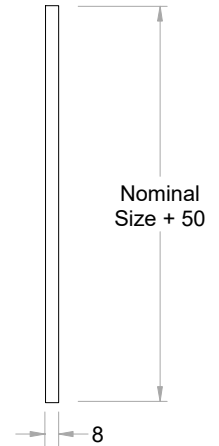
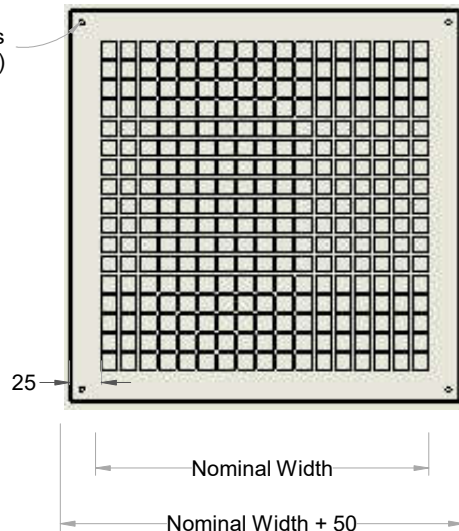


Surface Mounted Egg-Crate Grille

Type: SMEC-SS



Screw holes
(if required)



SMEC-SS Egg-Crate Style Grille

APPLICATION:

The SMEC-SS is a Stainless Steel Grille with a punched core. It has been specifically designed for use in walls or ceilings where conventional aluminium or mild steel products are not desirable either for hygiene, corrosion resistancy or perhaps just simply for quality & aesthetic reasons. This product by nature of the manufacturing process remains robust and resistant to many chemicals & cleaning fluids etc. Applications such as Laboratories, hospitals, pharmaceutical and industrial premises as well as wide range of marine facilities.

SPECIALS:

Due to the flexible manufacturing process it is possible to provide many different core configurations in terms of hole size, shape, and material thickness as well as depth for increased strength. Alternative shapes are also possible such as circular, arched, triangular and hexagonal for example.

STANDARD:

Our standard construction is of 304 grade Stainless Steel with a Brush finish known as Dull Polish (DP1). The square hole size as standard is 12.5mm however 6 & 10mm are also available as an alternative as a standard.

DIMENSIONS:

All dimensions are in mm.
Minimum size 100 x 100
Maximum size 2500 x 1250 (Single section)
Larger sizes can be manufactured however they may need to be in sections or have strengthened frames or mullions.
The "Pitch" dimension is 15 as standard for the 12.5mm square pattern however can be adjusted to any dimension to suit the clients requirements.

MATERIALS:

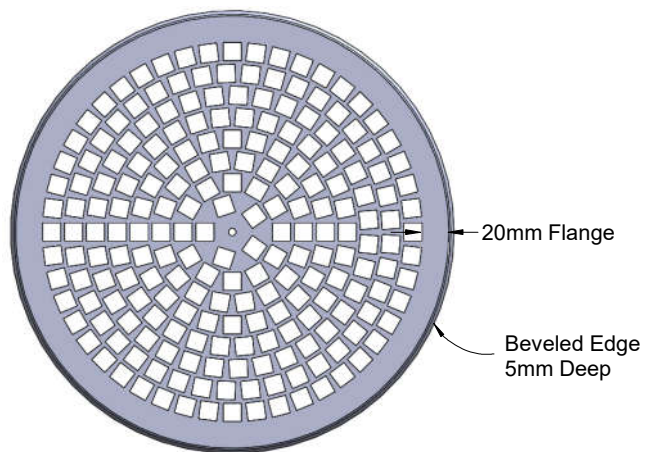
Stainless Steel 304 or 316 DP1 marine grade with a minimum thickness of 1mm depending on grille dimensions.

CONSTRUCTION:

Pressed formed frame & border with a perforated core providing added rigidity to this single piece grille.
Alternative materials and thicknesses are available.

ALTERNATIVE FINISH:

Polyester Powder Coated. (for mild steel or Aluminum option)
Mill finish Stainless Steel.
Polished Stainless Steel.
Polished Brass.



SMEC-C-SS Circular Egg-Crate Style Grille

OPTIONS:

Removable & Hinged cores.
Various frame types & Concealed fixings are available.
Filters & Filter frames to the rear.
Volume control & Fire dampers.
Fire rated & standard plenums / Wall Sleeves.

SPECIFICATION:

The Flanged frame is to be manufactured from 1mm thick Dull Polished Stainless Steel sheet press formed from a single section of material to give a complete jointless corner on the face flanges.
The core is to be 70% free area and punched out from material of the frame.
The grain of the brush finish of the core is to be constant without blemish.
The core if removable is to be securely fixed to the frame using stainless steel countersunk machine screws.
Screw Holes (countersunk or flat) shall be specified if required.
The Stainless Steel Grade shall also be specified i.e. 304 or 316 etc.